



# Badger IDPA Stage 1 – Cowards with Guns

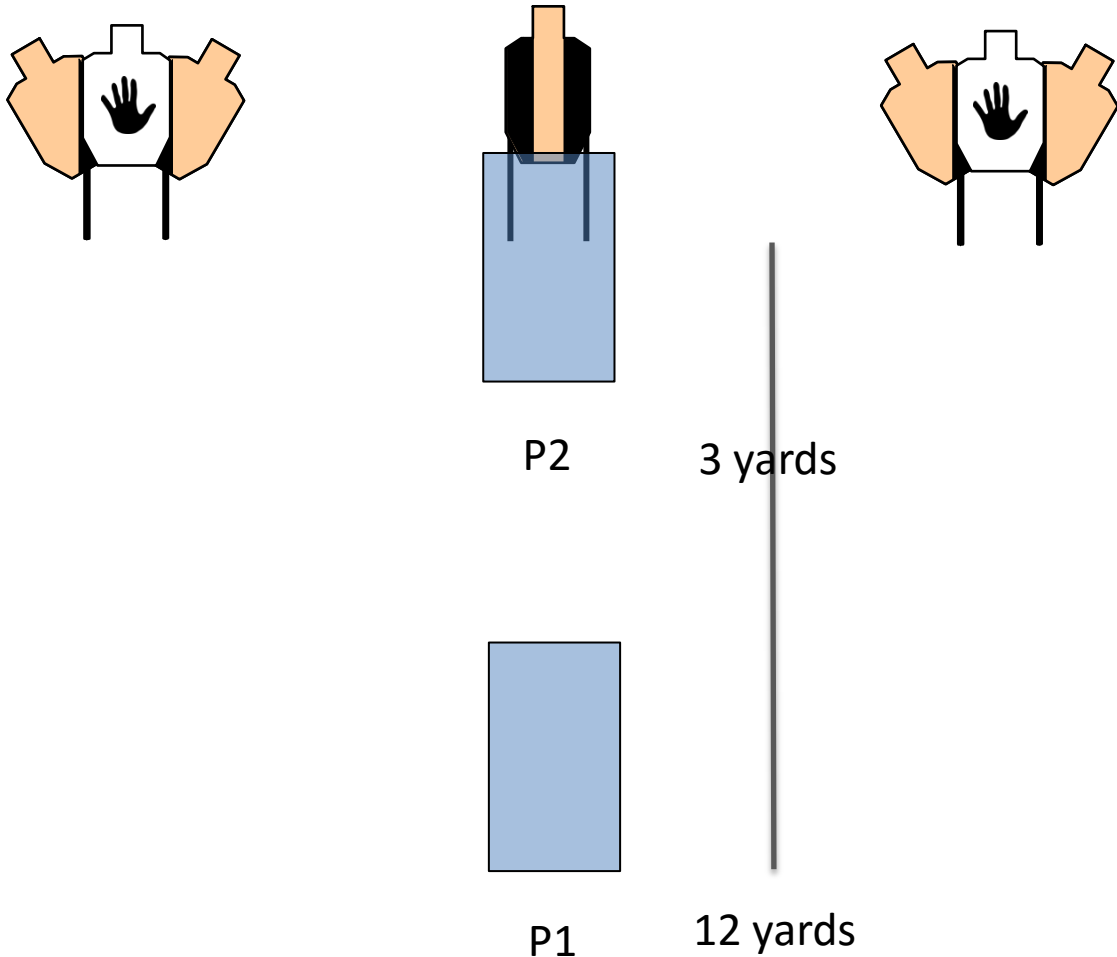
Course Designer: John A

**SCENARIO:** You park the car and follow your family into the convenience store when you realize an armed robbery is in progress and the thugs are hiding behind anyone or anything they can. Save your family!

**Starting Position:**  
P1, handgun holstered, hands relaxed at sides.

**STRINGS:** 1  
**SCORING:** 15 rounds min, Unlimited  
**TARGETS:** 5 threat, 2 non threat, 0 Steel  
**SCORED HITS:** Best 3 per paper  
**START-STOP:** Audible - Last shot  
**RULES:** Current IDPA Rulebook  
**COVER GARMENT:** Required

**STAGE PROCEDURE:**  
At P1, using cover, engage left target array from left side of barricade, right target array from right side of the barricade. Then advance to P2 and engage last target from behind cover.





# Badger IDPA Stage 2 – DejaVu in the Dark

Course Designer: John A

**SCENARIO:** You just took your gun off because your cheap holster is chafing in a bad way. Then the lights go out and you hear screams.

**Starting Position:**

P1, handgun loaded, closed and flat on table, hands relaxed at sides. All reloads must come from table. Flashlight powered off in weak hand.

**STAGE PROCEDURE:**

At P1, engage targets in tactical priority.

**STRINGS:**

1

**SCORING:**

10 rounds min, Unlimited

**TARGETS:**

5 threat, 2 non threat, 0 Steel

**SCORED HITS:**

Best 2 per paper

**START-STOP:**

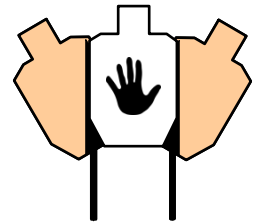
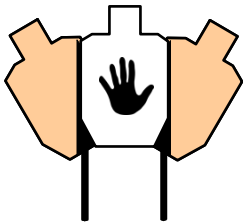
Audible - Last shot

**RULES:**

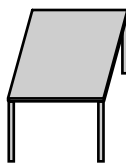
Current IDPA Rulebook

**COVER GARMENT:**

Required



3 yards



P1

7 yards



# Badger IDPA Stage 3 – Up Close and Not so Much

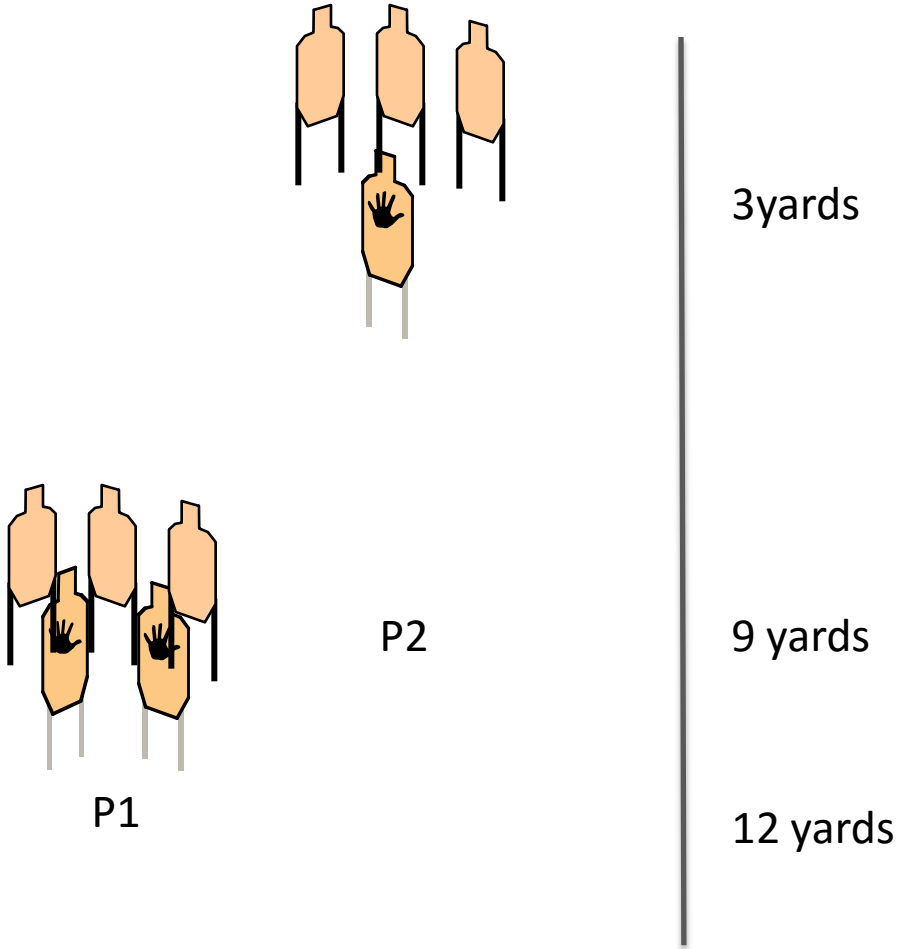
Course Designer: John A

**SCENARIO:** You walk into the movie theater and find some bad guys trying to take hostages, and all the popcorn!

**Starting Position:**  
P1, handgun loaded and holstered. hands relaxed at sides.

**STRINGS:** 1  
**SCORING:** 12 rounds min, Unlimited  
**TARGETS:** 6 threat, 3 non threat, 0 Steel  
**SCORED HITS:** Best 2 per paper  
**START-STOP:** Audible - Last shot  
**RULES:** Current IDPA Rulebook  
**COVER GARMENT:** Required

**STAGE PROCEDURE:**  
At P1, engage closest 3 targets in tactical priority.  
Then engage the next three targets while moving to P2.





# Badger IDPA Stage 4 – Stinking Shoppers

Course Designer: John A

**SCENARIO:** While walking through your favorite “Gun Free Zone” shopping mall trying to find that perfect gift for your uncle Bob, a group of 6 scented candle snorting freaks pull out weapons. Thank goodness you forgot to leave your gun in the car.

**Starting Position:**  
P1, handgun loaded and holstered. hands relaxed at sides.

**STRINGS:** 1  
**SCORING:** 12 rounds min, Unlimited  
**TARGETS:** 6 threat, 3 non threat, 0 Steel  
**SCORED HITS:** Best 2 per paper  
**START-STOP:** Audible - Last shot  
**RULES:** Current IDPA Rulebook  
**COVER GARMENT:** Required

**STAGE PROCEDURE:**  
At P1, using cover, engage left target array from left side of barricade, right target array from right side of the barricade.

