



Badger IDPA
Stage 1 – Wait, waa?
 Course Designer: John A

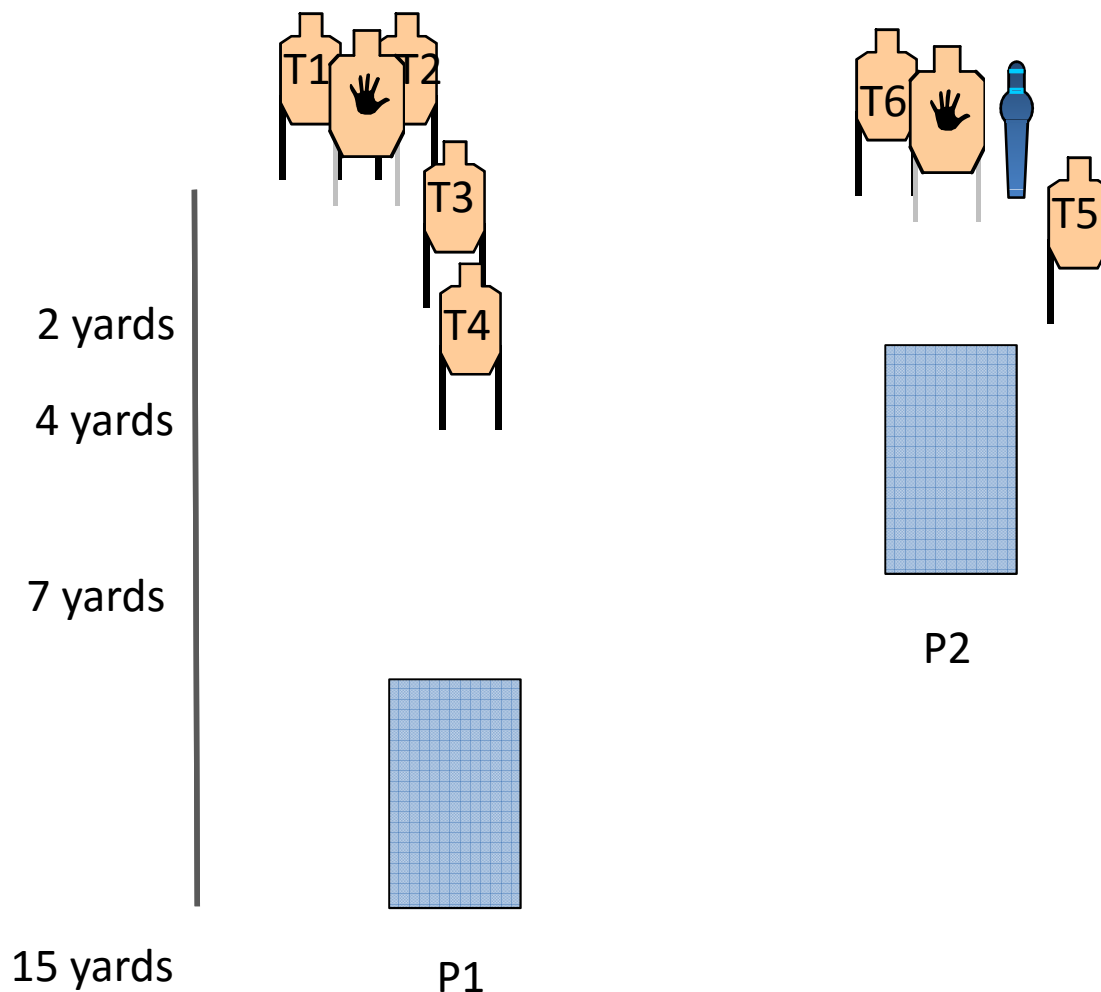
SCENARIO: Just when you think its safe to peek around corners, guess what?

Starting Position:
 P1, handgun holstered, hands relaxed at sides.

STRINGS: 1
SCORING: 15 rounds min, Unlimited
TARGETS: 6 threat, 2 non threat, 1 Steel
SCORED HITS: Best 2 on T1-4 and best 3 on T5-6
START-STOP: Audible - Last shot
RULES: Current IDPA Rulebook
Concealment: Required

STAGE PROCEDURE:

At P1, using cover, engage left target array with two shots each from left side of barricade, then advance to P2 and using cover engage right target array with three shots on each paper target from the right side of the barricade.





Badger IDPA
Stage 3 – Big Box Store Sale

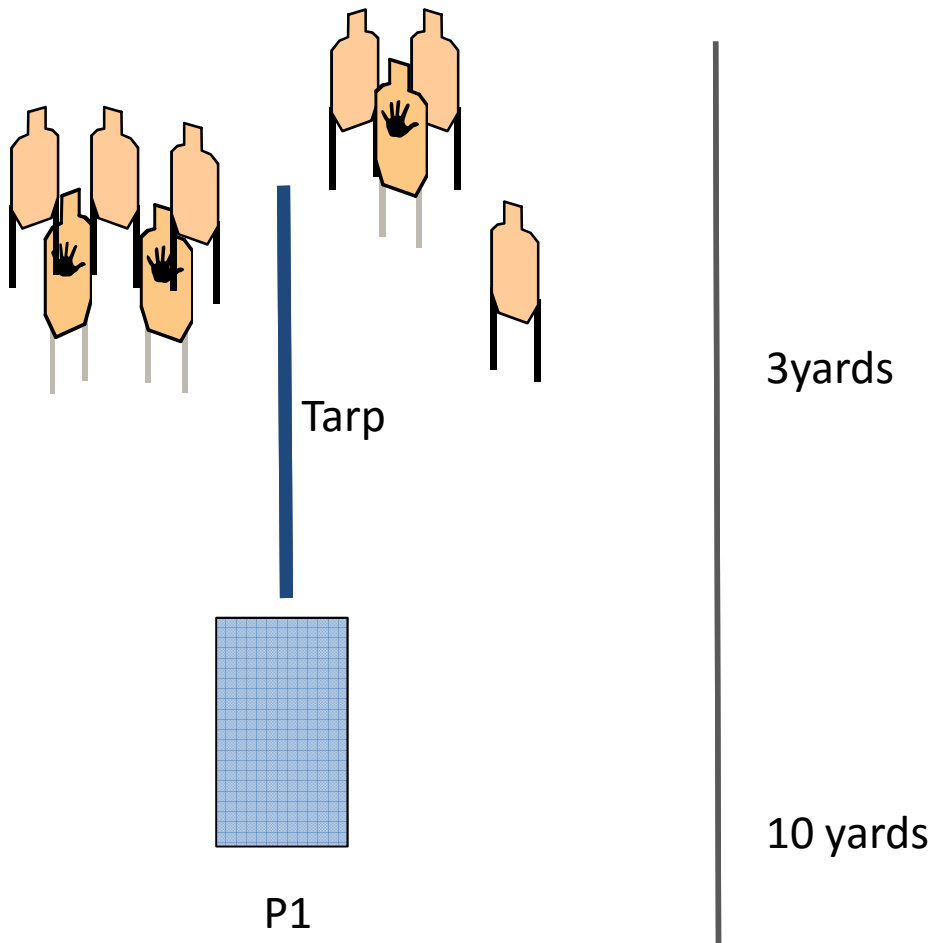
Course Designer: John A

SCENARIO: You walk up to an end cap to see what DVDs you can score for cheap, and look what's down either isle..

Starting Position:
P1, handgun loaded and holstered. hands relaxed at sides.

STAGE PROCEDURE:
At P1 using cover, engage Left target array from left side of barricade and right array from right side of barricade. All paper targets must have a minimum of 3 hits, one of which must be a head shot.

STRINGS: 1
SCORING: 18 rounds min, Unlimited
TARGETS: 6 threat, 3 non threat, 0 Steel
SCORED HITS: Best 3 per paper
START-STOP: Audible - Last shot
RULES: Current IDPA Rulebook
Concealment: Required





Badger IDPA
Stage 2 – Too Close for Comfort v2

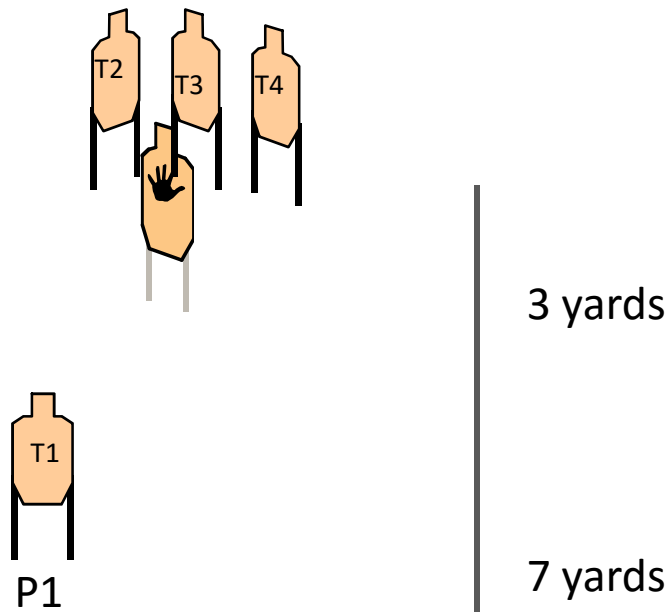
Course Designer: John A

SCENARIO: You walk around the corner and someone is waiting for you. Not only that, but three more are just beyond this jackhole.

Starting Position:
P1, handgun loaded and holstered. hands relaxed at sides, facing T1.

STAGE PROCEDURE:
At P1, draw and engage T1 at close retention with three rounds, then T2-T4 with three rounds each in Tactical Sequence while retreating.

STRINGS: 1
SCORING: 12 rounds min, Unlimited
TARGETS: 4 threat, 1 non threat, 0 Steel
SCORED HITS: Best 3 on T1-T4
START-STOP: Audible - Last shot
RULES: Current IDPA Rulebook
Concealment: Required





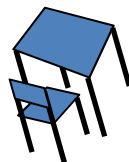
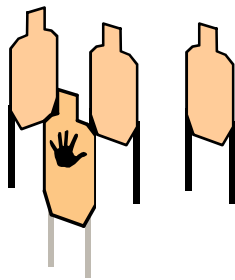
Badger IDPA
Stage 4 – Bump in the night
Course Designer: John A

SCENARIO: What was that noise in the middle of your favorite action TV show? It was three scumbags trying to kidnap a family member. Deal with them before the commercials are done!

Starting Position:
P1, low light, sitting on a chair, handgun loaded, closed and flat on table in closed box, hands in your lap. All reloads must come from table. Flashlight powered off in support hand.

STAGE PROCEDURE:
Sitting at P1, engage targets with two rounds each in Tactical Sequence while holding flashlight in support hand.

STRINGS: 1
SCORING: 6 rounds min, Unlimited
TARGETS: 3 threat, 1 non threat, 0 Steel
SCORED HITS: Best 2 per paper
START-STOP: Audible - Last shot
RULES: Current IDPA Rulebook
Concealment: Not Required



P1

10 yards