



Feb 2017

Stage Name: Choot'em

Course Designer: Ed Sendele

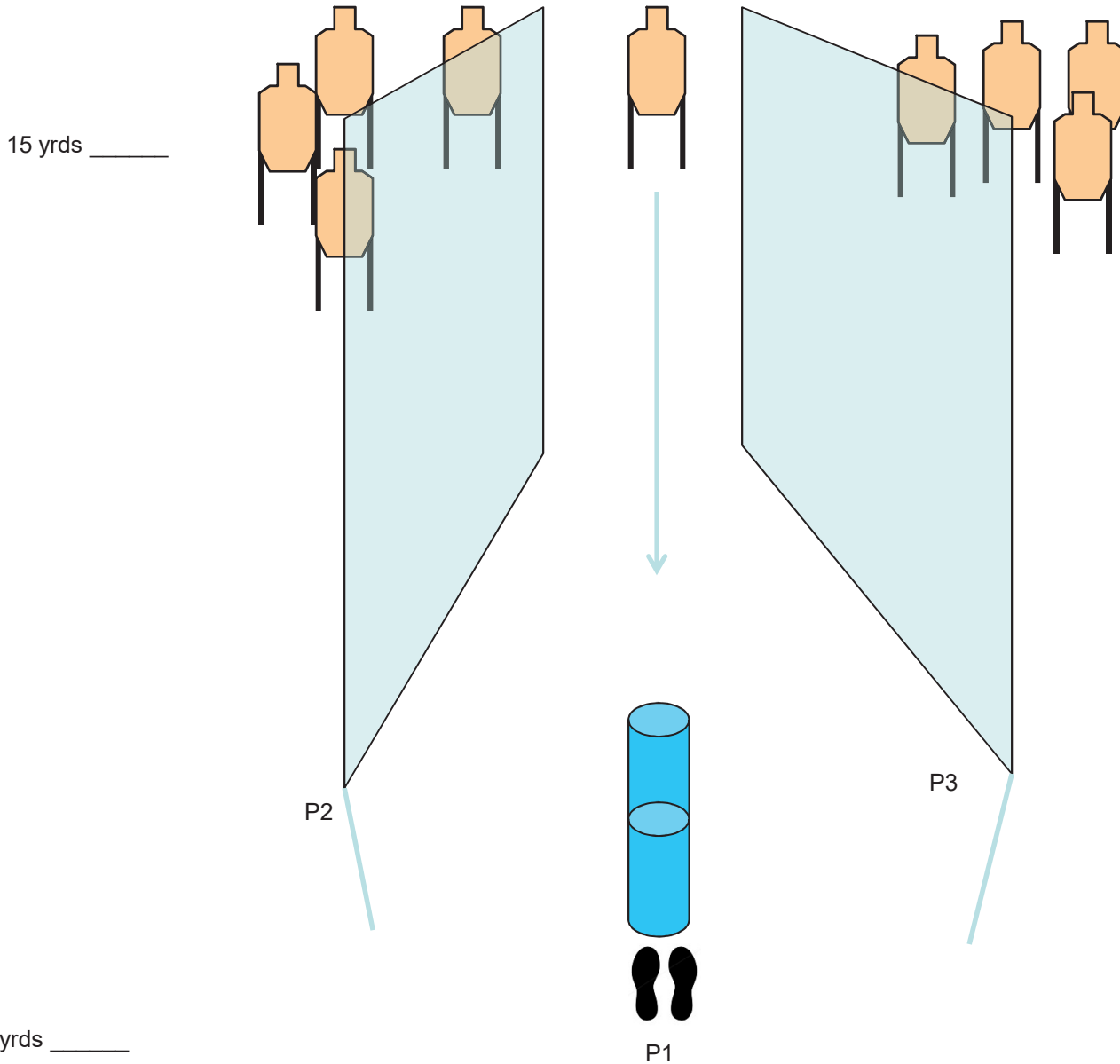


**SCENARIO:** Come on, do we really need scenario's use your imagination

**START POSITION:**  
P1 hands relaxed at sides

**STRINGS:** 1  
**SCORING:** unlimited  
**TARGETS:** 9 threat  
**SCORED HITS:** Best 2 per target  
**START-STOP:** Audible - Last shot  
**RULES:** Current IDPA Rulebook  
**CONCEALMENT:** Required

**STAGE PROCEDURE:**  
On start signal T1 begins to advance at you. Shoot them all.





Feb 2017

# Stage Name: Choot'em Part Deux

Course Designer: Ed Sendele



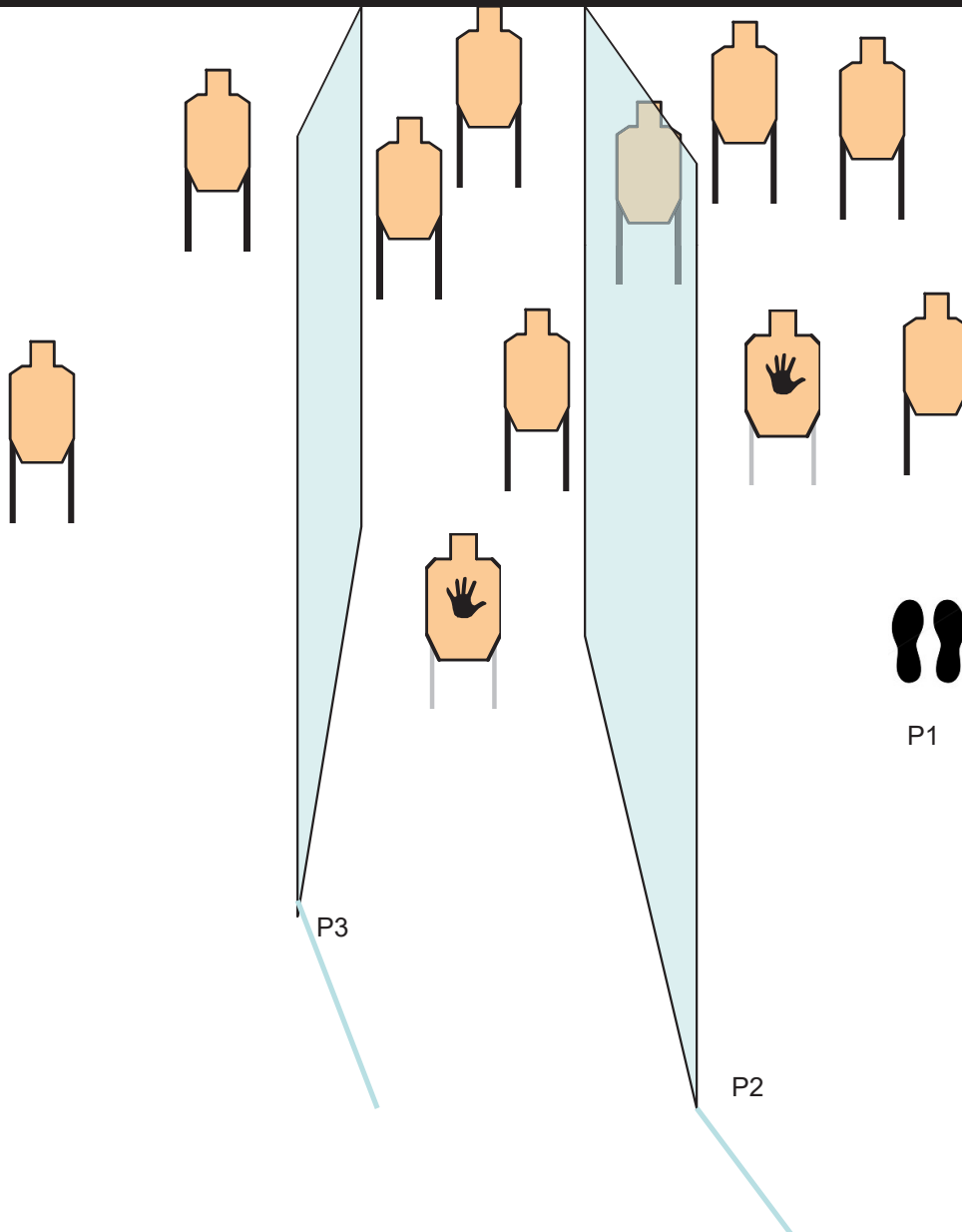
**SCENARIO:** You are out looking for the Chupacabra with your friends and their.... What am I thinking. I can't write scenarios.

**START POSITION:**  
P1 hands relaxed at sides

<b>STRINGS:</b>	1
<b>SCORING:</b>	unlimited
<b>TARGETS:</b>	9 threat
<b>SCORED HITS:</b>	Best 2 per target
<b>START-STOP:</b>	Audible - Last shot
<b>RULES:</b>	Current IDPA Rulebook
<b>CONCEALMENT:</b>	Required

**STAGE PROCEDURE:**  
On start signal engage all targets using cover or moving to cover

15 yds \_\_\_\_\_



0 yds \_\_\_\_\_



Feb 2017

# Stage Name: Get off the "X"

Course Designer: Patrick Scalise



**SCENARIO:** While walking downtown along the riverwalk with your spouse, you are confronted by a bunch of gangbangers who would like nothing better than to relieve you of your valuables – and prefer to leave no witnesses.

**START POSITION:**

P1 hands above head in surrender position.

**STRINGS:**

1

**SCORING:**

unlimited

**TARGETS:**

5 threats & 3 friendly targets

**SCORED HITS:**

Best 3 per target

**START-STOP:**

Audible - Last shot

**RULES:**

Current IDPA Rulebook

**CONCEALMENT:**

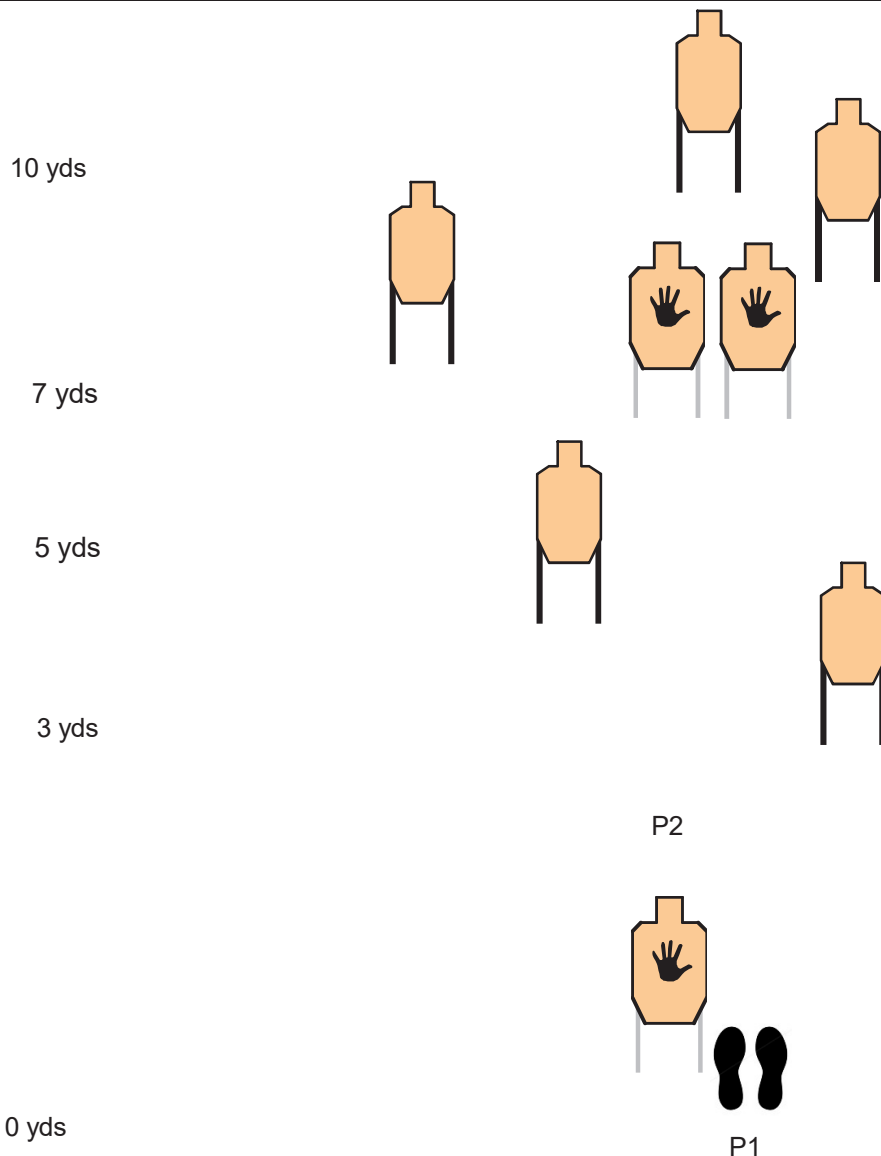
Required

**ROUND COUNT:**

15

**STAGE PROCEDURE:**

While moving to P2 (in front of spouse) engage T1 & T2. At P2 engage remaining threats. All targets get 2 shots to the body and 1 shot to the face. T1 & T2 may be re-engaged from P2.





Feb 2017

# Stage Name: Embrace the Suck

Course Designer: Patrick Scalise



**SCENARIO:** You are out shopping for your sweetheart on St. Valentine’s day at your local jewelry store when a gang of thugs rush in to rob the place. After the employees refuse to open the safe, the crooks threaten to start shooting everyone. Lucky for them you are armed and in “Condition yellow” ready to take care of business...

**START POSITION:**

At P1 with hands on jewelry counter – facing to the side with shooter’s strong side down range.

**STRINGS:**

1

**SCORING:**

unlimited

**TARGETS:**

6 threats and 3 friendly

**SCORED HITS:**

Best 2 per target

**START-STOP:**

Audible - Last shot

**RULES:**

Current IDPA Rulebook

**CONCEALMENT:**

Required

**ROUND COUNT:**

12

**STAGE PROCEDURE:**

On start signal turn, draw and engage all targets with 2 shots to the face.

