



Live and Let Die

(1973)



Round Count: 12

Target Distance: 5 -15 yards

Targets Required: 5 threat targets & 2 non threat & 2 steel

Props Required: 2 steel, double swinger

Scoring Method: Unlimited

Starting Position: Standing at P1 facing uprange with hands in surrender position

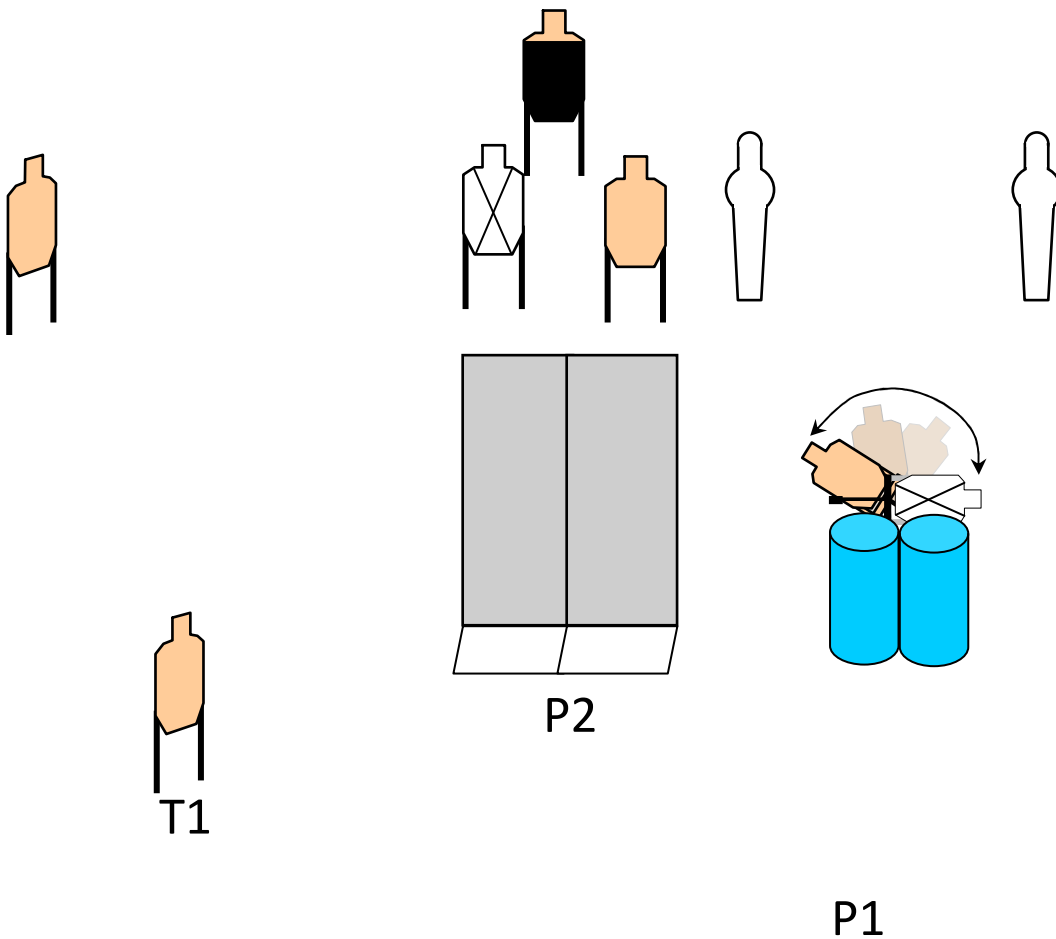
Scenario: Three British MI6 agents have been killed under mysterious circumstances while monitoring the operations of Dr. Kananga a.k.a. "Mr. Big." Your mission is to find out what happened and put a stop to his globally threatening scheme and heroin operation. You travel to San Monique, a small Caribbean island and soon find yourself a target, evading the vicious assassins. As you and CIA agent Felix Leiter try to unravel the Kananga's plan, you meet Solitaire, Kananga's Tarot card reader. Before shutting down the operation, Tee Hee, Baron Samedi and the rest of Kananga's henchmen take Felix and Solitaire hostage. You must rescue Solitaire and Felix while taking out the bad guys.

Trivia note: This was Roger Moore's first Bond film. To show his Bond was different from Sean Connery's, Moore never wore a hat, drank bourbon instead of martinis, smoked cigars instead of cigarettes and use a magnum handgun, not a Walther.

Concealment Garment: Required

Procedure: Draw and engage T1, PP1 & PP2, T2 & T3 then move to P2 and engage T4 & T5. Only T3 can be re-engaged from P2.

Scoring: T1 – T5 require 2 hits each & steel must fall





The Man with the Golden Gun *(1974)*



Round Count: 15

Target Distance: 3 -10 yards

Targets Required: 5 threat targets & 1 non threat

Props Required: barrels and reduced size T2 (Nick Nack)

Scoring Method: Unlimited

Starting Position: Standing at P1 with firearm at low ready position (at mark on ground – 45 degrees)

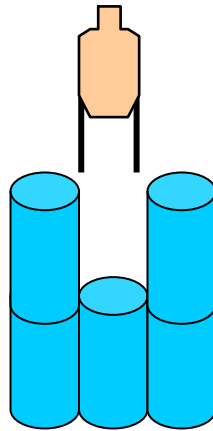
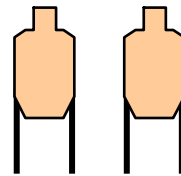
Scenario: You have discovered that you are intended to be the next victim of Francisco Scaramanga (The Man with the Golden Gun). You and agent Goodnight travel to Scaramanga's island retreat, where you are challenged to a duel. Being the typical villain, Scaramanga has his servant and accomplice "Nick Nack" and henchmen set you up to ensure you lose. Protect Agent Goodnight and escape The Man with the Golden Gun.

Trivia note: Christopher Lee, who portrayed Scaramanga was Ian Fleming's cousin and golfing companion).

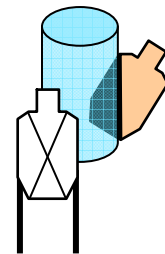
Concealment Garment: not required

Procedure: Engage T1 from P1, while moving to P2 engage T2 & T3, at P2 engage T4 & T5.

Scoring: All threat targets require 3 hits each.



P2



P1





The Spy Who Loved Me

(1977)



Round Count: 13

Target Distance: 5 -12 yards

Targets Required: 6 threat targets (1 double target) & 1 non threat

Props Required: barrels

Scoring Method: Unlimited

Starting Position: Standing at P1 with hands relaxed at sides directly behind “Anya” (non threat)

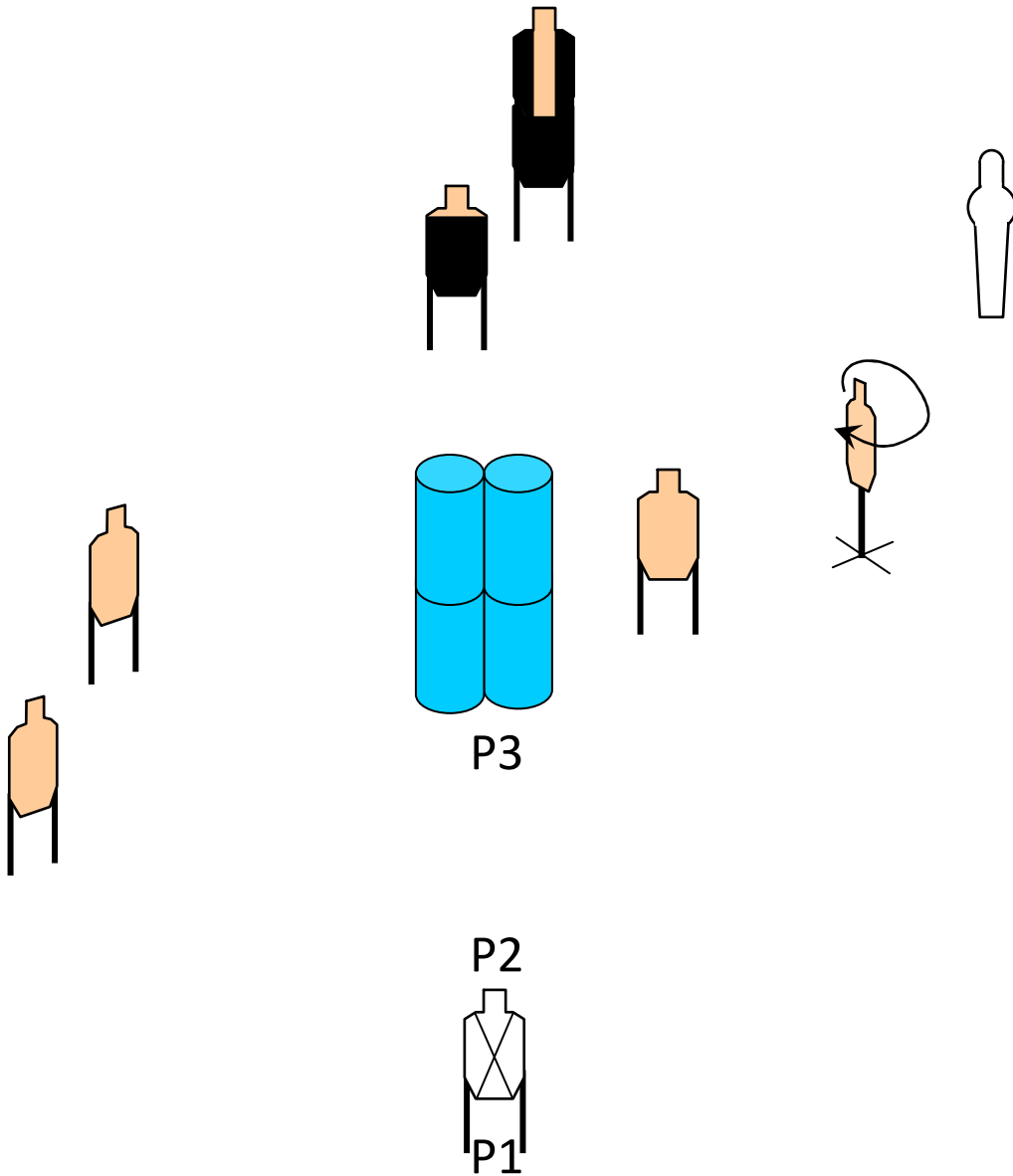
Scenario: A shipping magnate, Karl Stromberg, has employed two brilliant scientists to develop a submarine tracking system. Once it is finished, he assures them of multimillion-dollar payouts to their Swiss bank accounts. Shortly afterward, British & Soviet submarines vanish while on routine maneuvers, and you are called into action. Also called to duty is your Soviet counterpart, Major Anya Amasova. Though you are initially working against each other, MI6 and the KGB begin to work together to find the microfilm contains the tracking system. You & Anya must deal with Stromberg's goons who have been ordered to eliminate anyone who comes into contact with the microfilm. One of these is Jaws, a 7' towering Goliath with metal teeth. When a U.S. submarine is hijacked, you and Anya must move quickly to avert World War 3, which Stromberg is hoping to start...

Trivia note: The film is best remembered for Richard Kiel, the 7' 2 ½" actor who portrayed the steel-dentured Jaws to such effect that he was invited back for the Bond follow-up Moonraker. It is perhaps interesting that Kiel – so visually useful, particularly as a henchman – had earlier guested on the Bond-influenced U.S. TV series *The Man from U.N.C.L.E.*, *Honey West* and *I Spy*.

Concealment Garment: Required

Procedure: On the start signal, step in front of “Anya” to P2 to protect her from Stromberg’s goons and engage T1 – T3, PP1 & T4 then move to P3 and engage remaining threats.

Scoring: All threats require 2 hits each.





Moonraker

(1979)



Round Count: 13

Target Distance: 2 -12 yards

Targets Required: 6 threat targets (1 double target) & 2 non threats & 1 steel

Props Required: barrels, barricade, clamshell, 1 steel

Scoring Method: Unlimited

Starting Position: Standing at P1 with hands relaxed at sides

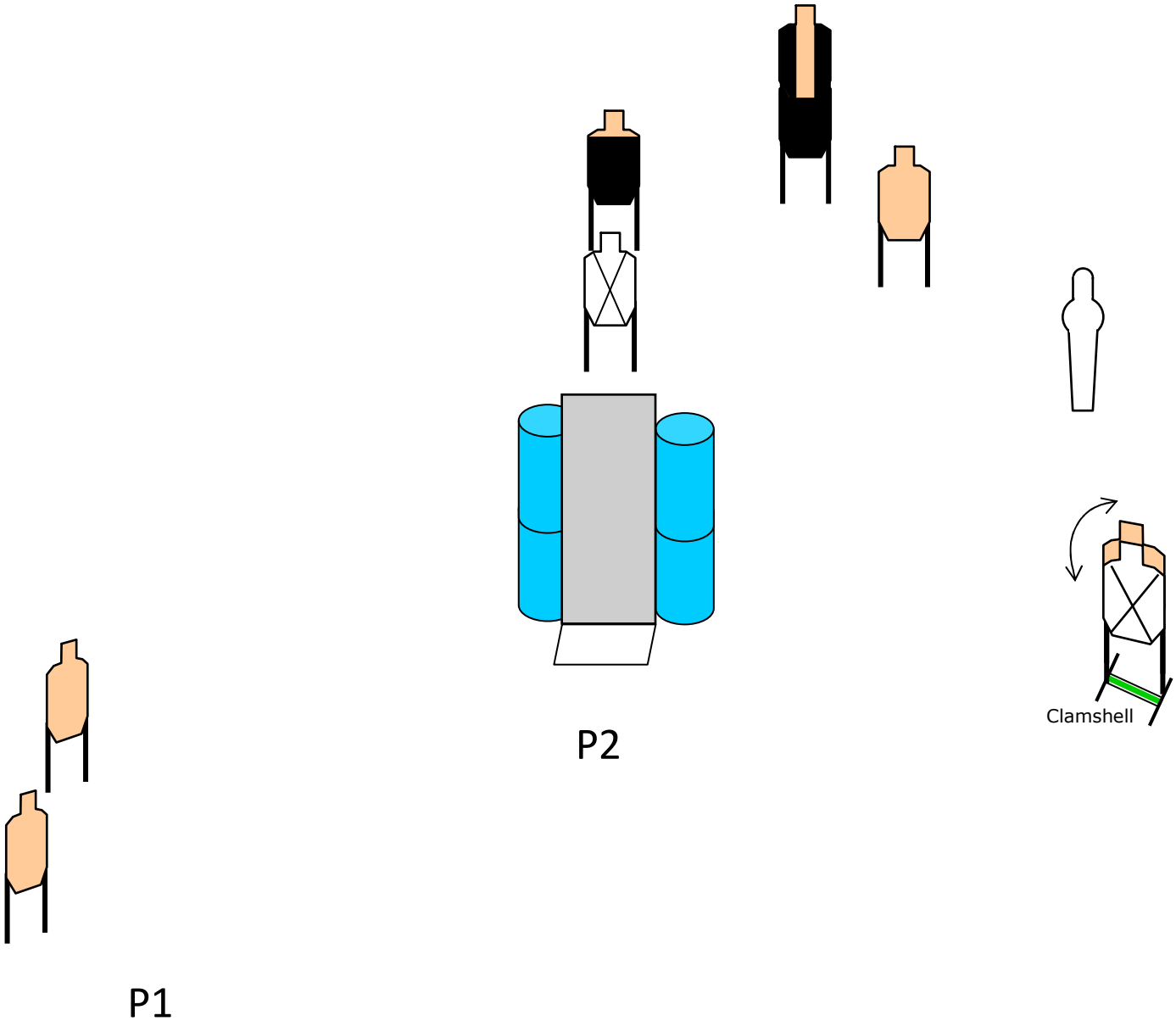
Scenario: A space shuttle called the Moonraker, built by Drax Industries, is on its way to the U.K. when it is hijacked in mid-air and the crew of the 747 carrying it is killed. You are immediately called into action, and start the investigation with Hugo Drax himself. While at the Drax laboratories, you meet the brilliant and stunning Dr. Holly Goodhead, a NASA astronaut and CIA agent who is investigating Drax for the U.S. One of Drax's thugs, the sinister Chan, attempts to kill you at the lab but when that fails, he follows you to Venice and tries again there. You and Goodhead follow Drax's trail to Brazil, where you once again run into the 7' Jaws, a towering giant with metal teeth. After escaping from him, you discover the existence of a huge space station undetected by U.S. or Soviet radar, and a horrible plot by Drax to employ nerve gas in a genocidal project. You and Holly must quickly find a way to stop Drax before his horrific plans can be put into effect...

Trivia note: Cubby Broccoli was the sole producer of the film. He had been impressed by George Lucas' *Star Wars* and particularly its box office superpower, so he urged that *Moonraker* become as spacey as possible.

Concealment Garment: Required

Procedure: Engage T1, T2, PP1 & T3 (clamshell) from P1. While moving to P2, engage T4 & T5. At P2 engage T6.

Scoring: All threats require 2 hits each.





For Your Eyes Only

(1981)



Round Count: 14

Target Distance: 2 -10 yards

Targets Required: 7 threat targets & 1 non-threat

Props Required: barrels

Scoring Method: Unlimited

Starting Position: Standing at P1 with hands relaxed at sides

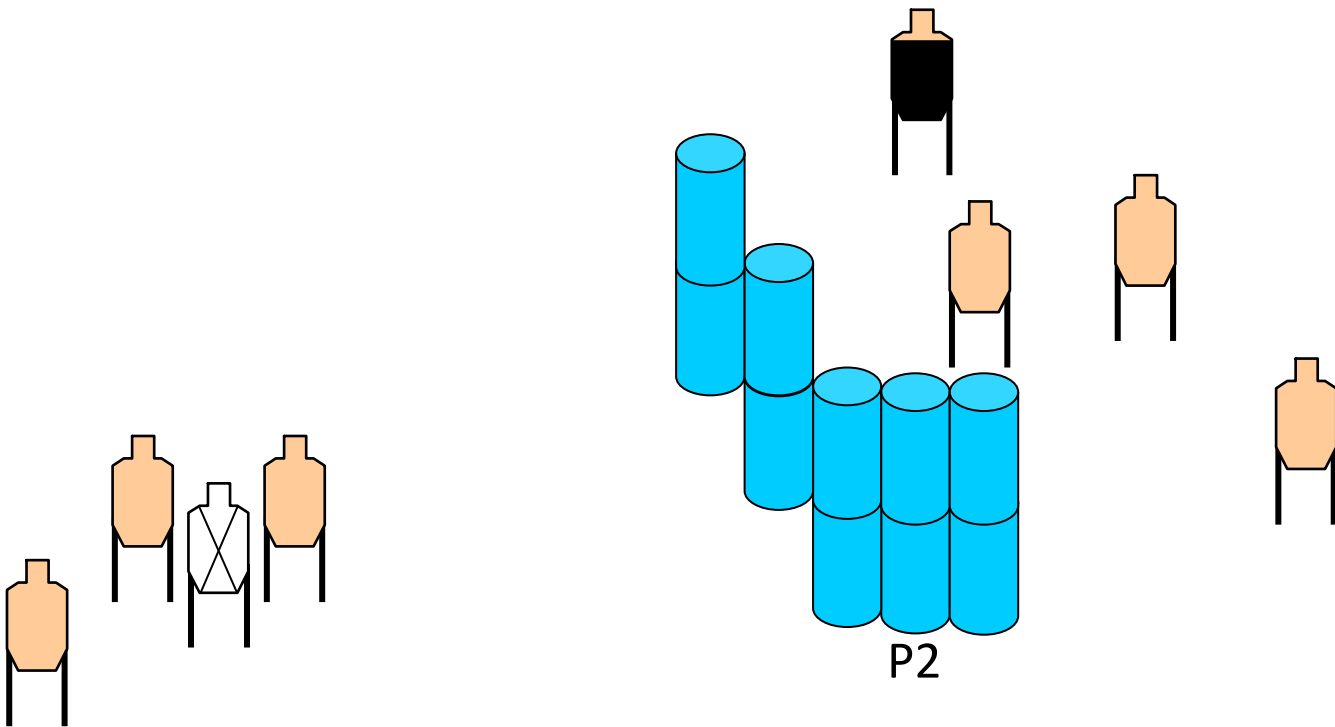
Scenario: After a ship sunk off the coast of Albania, the world's superpowers begin a feverish search for its valuable lost cargo: the powerful ATAC system, which will give its bearer unlimited control over Polaris nuclear submarines. As you join the search, you suspect the suave Kristatos of seizing the device. The competition between nations grows more deadly by the moment, but you find an ally in the beautiful Melina Havelock, who blames Kristatos for the death of her parents. Kristatos, accompanied by Kriegler and Apostis, has seized the Havelock yacht and killed the crew. Kristatos takes the ATAC with the intention of selling it to the Soviet government; Kriegler is revealed to be his KGB contact. Using Melina and you as "bait" they tow you behind Kristatos' yacht hoping that sharks will eat them. You are able to snap the line binding you and you retreat to a SCUBA tank Melina left on the ocean floor. Kristatos, assuming Bond and Melina are both dead, leaves. But all of this is merely a prelude to 007's cliffhanging assault of a magnificent mountaintop fortress.

Trivia note: Who is John Glen? He is an English film director who in 1981 had been a veteran film editor and second-unit director on three Bond films and was about to assume the top job, which he would retain for all five “official” Bond films made in the 1980s – setting the record for the most Bond films directed.

Concealment Garment: Required

Procedure: Engage T1, T2, & T3 while moving to P2. At P2 engage T 4 – T7.

Scoring: All threats require 2 hits each.



P1





OCTOPUSSY

(1983)



Round Count: 18

Target Distance: 5 -15 yards

Targets Required: 9 threat targets & 3 non-threat

Props Required: barrels & 2 tables

Scoring Method: Unlimited

Starting Position: Standing at P1 with hands on the table facing sideways (firearm is on the table)

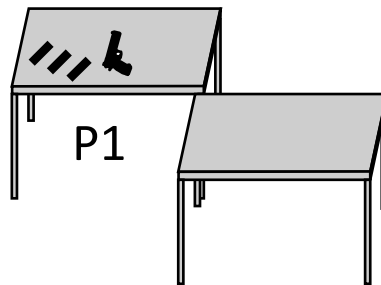
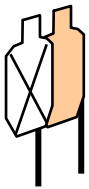
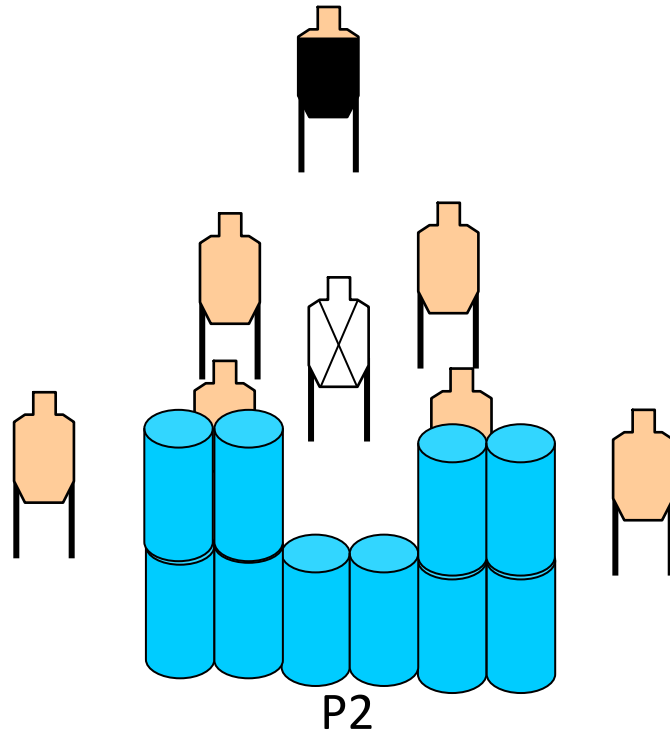
Scenario: You must investigate the murder of agent 009, who was clutching a priceless Faberge egg at the time of his death. The trail leads to the mysterious Octopussy, whose traveling circus features a company of luscious, athletic women. You and Octopussy share a passionate affection, but soon you discover that the elegant Kamal Khan is working with a mad Russian officer, Orlov, to hurl mankind into World War III! Orlov and Khan plan to blow a nuclear device in an American Air Force Base. You must diffuse the device, defend yourself and the innocent bystanders all while saving the world!

Trivia note: British actor Robert Brown had already appeared in a Bond movie, *The Spy Who Loved Me*, as Admiral Hargreaves. Now, after the producers rested the role of M for one movie out of respect for the late Bernard Lee, Brown began a run as the MI6 chief that would last until 1989, in between Lee and Dame Judi Dench.

Concealment Garment: Required

Procedure: Engage T1, T2, T3 & T4 from P1. At P2 engage T5 – T9.

Scoring: All threats require 2 hits each.





A View to a Kill

(1985)



Round Count: 18

Target Distance: 7 -15 yards

Targets Required: 6 threat targets & 1 non-threat

Props Required: barrels

Scoring Method: Unlimited

Starting Position: Standing at P1

Scenario: 007 returns from the USSR with a new computer chip; one that is invulnerable to the magnetic pulse of a nuclear explosion. The chip is being manufactured by Zorin Industries, headed up by a sociopathic businessman named Max Zorin who is planning to corner the world microchip market by using explosives to cause an earthquake in the San Andreas fault that will wipe out Silicon Valley - and the millions who live and work there! You must face not only Zorin himself, but the equally twisted May Day and Scarpine, another one of Zorin's henchmen. Assisted by San Francisco City employee Stacy, you go after the would-be computer magnate in a series of frightening confrontations...

Trivia note: This was the 14th and last film to feature Lois Maxwell as Miss Moneypenny. Along the way she also appeared in the TV series *The Saint* and *Danger Man* (called *Secret Agent* in the U.S.). This was also Roger Moore's last Bond film.

Concealment Garment: Required

Procedure: Engage T1 from P1, T2 & T3 from P2, T4 – T6 from P3.

Scoring: All threats require 3 hits each.

